GER 272 James Skidmore

Section 081, Fall 2020

NOTE: These results have not yet been released, and are currently only visible to you as administrator. Results will be calculated and cached on the date noted above.

Results

Out of 8 students registered in this course, 3 (37.5%) completed this survey.

This course ran from Monday November 23, 12:00 a.m. to Tuesday December 08, 11:59 p.m.. These results were made available Thursday January 07, 8:30 a.m., and most recently re-compiled Wednesday May 05, 9:47 a.m.

If there are any issues with the information above or below, please contact aco-admin@uwaterloo.ca.

Quick Links

- Metrics
- Quick Stats
- Question Responses
- Comments

Results CSV | Results Raw | Responses CSV | Responses Raw | Toggle Graphs

Metrics

The following metrics were calculated using the data collected. More info as to the calculations of these metrics can be found by hovering over the number in question.

Prof Score	Course Score
4	4.3
Overall instructor score	Overall Course Score

Quick Stats

The following statistics were calculated using the collected data. Each option to questions has been assigned a weighted value to provide averages out of 5 to indicate the general levels of quality this course offers.

Course Stats

Organization received an average score of **4**

Clear Expectations received an average score of **3.67**

Content Usefulness received an average score of **3.67**

Assignment Value received an average score of **3.67**

Feedback received an average score of **4.33**

Use of Technology received an average score of **4.33**

Learning Climate received an average score of **3.67**

Course Overall received an average score of **4.33**

Professor Stats

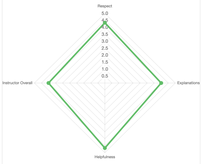

Respect received an average score of **4.33**

Explanations received an average score of **4**

Helpfulness received an average score of **4.67**

Instructor Overall received an average score of **4**

Question Responses

Below is data for every question present on the survey. If more manipulation and inspection of the data below is required, you are able to Download the CSV data

Respect

The instructor related to students in way that promoted mutual respect.

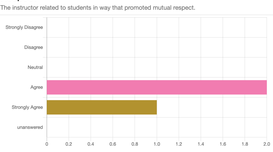

Calculated Average: **4.33**, Calculated Standard Deviation: **0.47**

0 / 3 students (**0%**) selected "**Strongly Disagree**"

0 / 3 students (**0%**) selected "**Disagree**"

0 / 3 students (**0%**) selected "**Neutral**"

2 / 3 students (**66.67%**) selected "**Agree**"

1 / 3 students (**33.33%**) selected "**Strongly Agree**"

0 students left this question blank.

Explanations

The instructor's explanations were clear and understandable.

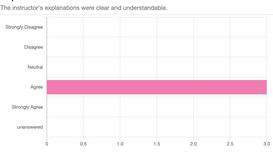

Calculated Average: **4**, Calculated Standard Deviation: **0**

0 / 3 students (**0%**) selected "**Strongly Disagree**"

0 / 3 students (**0%**) selected "**Disagree**"

0 / 3 students (**0%**) selected "**Neutral**"

3 / 3 students (**100%**) selected "**Agree**"

0 / 3 students (**0%**) selected "**Strongly Agree**"

0 students left this question blank.

Helpfulness

The instructor was helpful to students seeking assistance.

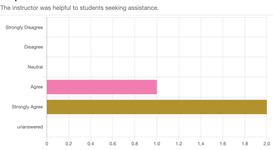

Calculated Average: **4.67**, Calculated Standard Deviation: **0.47**

0 / 3 students (**0%**) selected "**Strongly Disagree**"

0 / 3 students (**0%**) selected "**Disagree**"

0 / 3 students (**0%**) selected "**Neutral**"

1 / 3 students (**33.33%**) selected "**Agree**"

2 / 3 students (**66.67%**) selected "**Strongly Agree**"

0 students left this question blank.

Instructor Overall

Overall, I learned a great deal from the instructor.

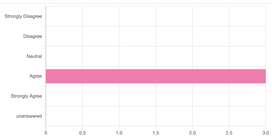

Calculated Average: **4**, Calculated Standard Deviation: **0**

0 / 3 students (**0%**) selected "**Strongly Disagree**"

0 / 3 students (**0%**) selected "**Disagree**"

0 / 3 students (**0%**) selected "**Neutral**"

3 / 3 students (**100%**) selected "**Agree**"

0 / 3 students (**0%**) selected "**Strongly Agree**"

0 students left this question blank.

Organization

Course materials were presented in an organised manner.

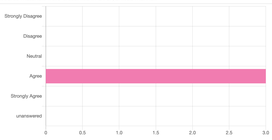

Calculated Average: **4**, Calculated Standard Deviation: **0**

0 / 3 students (**0%**) selected "**Strongly Disagree**"

0 / 3 students (**0%**) selected "**Disagree**"

0 / 3 students (**0%**) selected "**Neutral**"

3 / 3 students (**100%**) selected "**Agree**"

0 / 3 students (**0%**) selected "**Strongly Agree**"

0 students left this question blank.

Clear Expectations

Expectations for learning were clearly communicated.

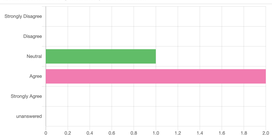

Calculated Average: **3.67**, Calculated Standard Deviation: **0.47**

0 / 3 students (**0%**) selected "**Strongly Disagree**"

0 / 3 students (**0%**) selected "**Disagree**"

1 / 3 students (**33.33%**) selected "**Neutral**"

2 / 3 students (**66.67%**) selected "**Agree**"

0 / 3 students (**0%**) selected "**Strongly Agree**"

0 students left this question blank.

Content Usefulness

The assignments, activities, and content helped me achieve the stated learning objectives.

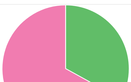

Calculated Average: **3.67**, Calculated Standard Deviation: **0.47**

0 / 3 students (**0%**) selected "**Strongly Disagree**"

0 / 3 students (**0%**) selected "**Disagree**"

1 / 3 students (**33.33%**) selected "**Neutral**"

2 / 3 students (**66.67%**) selected "**Agree**"

0 / 3 students (**0%**) selected "**Strongly Agree**"

0 students left this question blank.

Assignment Value

The assignments contributed to my learning.

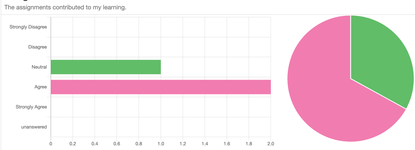

Calculated Average: **3.67**, Calculated Standard Deviation: **0.47**

0 / 3 students (**0%**) selected "**Strongly Disagree**"

0 / 3 students (**0%**) selected "**Disagree**"

1 / 3 students (**33.33%**) selected "**Neutral**"

2 / 3 students (**66.67%**) selected "**Agree**"

0 / 3 students (**0%**) selected "**Strongly Agree**"

0 students left this question blank.

Feedback

Feedback on course assignments contributed to my learning.

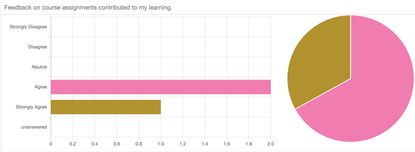

Calculated Average: **4.33**, Calculated Standard Deviation: **0.47**

0 / 3 students (**0%**) selected "**Strongly Disagree**"

0 / 3 students (**0%**) selected "**Disagree**"

0 / 3 students (**0%**) selected "**Neutral**"

2 / 3 students (**66.67%**) selected "**Agree**"

1 / 3 students (**33.33%**) selected "**Strongly Agree**"

0 students left this question blank.

Use of Technology

Technology was used effectively for learning in the course.

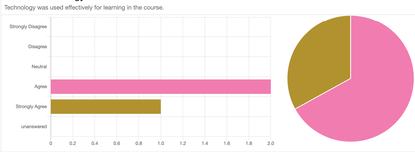

Calculated Average: **4.33**, Calculated Standard Deviation: **0.47**

0 / 3 students (**0%**) selected "**Strongly Disagree**"

0 / 3 students (**0%**) selected "**Disagree**"

0 / 3 students (**0%**) selected "**Neutral**"

2 / 3 students (**66.67%**) selected "**Agree**"

1 / 3 students (**33.33%**) selected "**Strongly Agree**"

0 students left this question blank.

Learning Climate

The general climate in the course was good for learning.

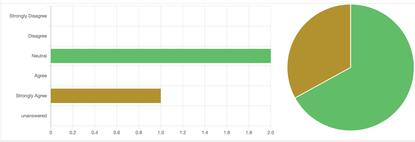

Calculated Average: **3.67**, Calculated Standard Deviation: **0.94**

0 / 3 students (**0%**) selected "**Strongly Disagree**"

0 / 3 students (**0%**) selected "**Disagree**"

2 / 3 students (**66.67%**) selected "**Neutral**"

0 / 3 students (**0%**) selected "**Agree**"

1 / 3 students (**33.33%**) selected "**Strongly Agree**"

0 students left this question blank.

Course Overall

Overall, I learned a great deal from this course.

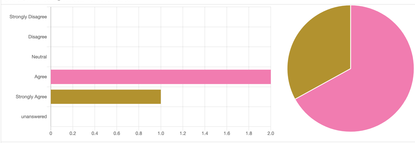

Calculated Average: **4.33**, Calculated Standard Deviation: **0.47**

0 / 3 students (**0%**) selected "**Strongly Disagree**"

0 / 3 students (**0%**) selected "**Disagree**"

0 / 3 students (**0%**) selected "**Neutral**"

2 / 3 students (**66.67%**) selected "**Agree**"

1 / 3 students (**33.33%**) selected "**Strongly Agree**"

0 students left this question blank.

Expected Grade

What grade do you expect in this course?

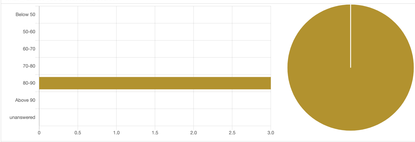

Calculated Average: **85**, Calculated Standard Deviation: **0**

0 / 3 students (**0%**) selected "**Below 50**"

0 / 3 students (**0%**) selected "**50-60**"

0 / 3 students (**0%**) selected "**60-70**"

0 / 3 students (**0%**) selected "**70-80**"

3 / 3 students (**100%**) selected "**80-90**"

0 / 3 students (**0%**) selected "**Above 90**"

0 students left this question blank.

Required or Elective

Is this course required, or an elective?

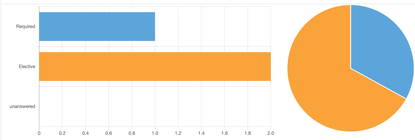

Calculated Average: **0.33**, Calculated Standard Deviation: **0.47**

1 / 3 students (**33.33%**) selected "**Required**"

2 / 3 students (**66.67%**) selected "**Elective**"

0 students left this question blank.

Workload

On average, I spent X hours per week working on this course:

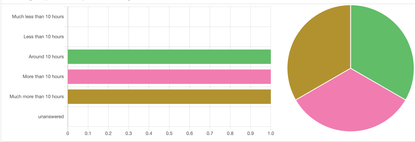

Calculated Average: **15**, Calculated Standard Deviation: **4.08**

0 / 3 students (**0%**) selected "**Much less than 10 hours**"

0 / 3 students (**0%**) selected "**Less than 10 hours**"

1 / 3 students (**33.33%**) selected "**Around 10 hours**"

1 / 3 students (**33.33%**) selected "**More than 10 hours**"

1 / 3 students (**33.33%**) selected "**Much more than 10 hours**"

0 students left this question blank.

Submitted Surveys / Comments

The following is a collection of every individual submitted survey with comments. No information identifying students is available, as all personal information is discarded during the submission process to ensure anonymity. This data can also be downloaded as a CSV.

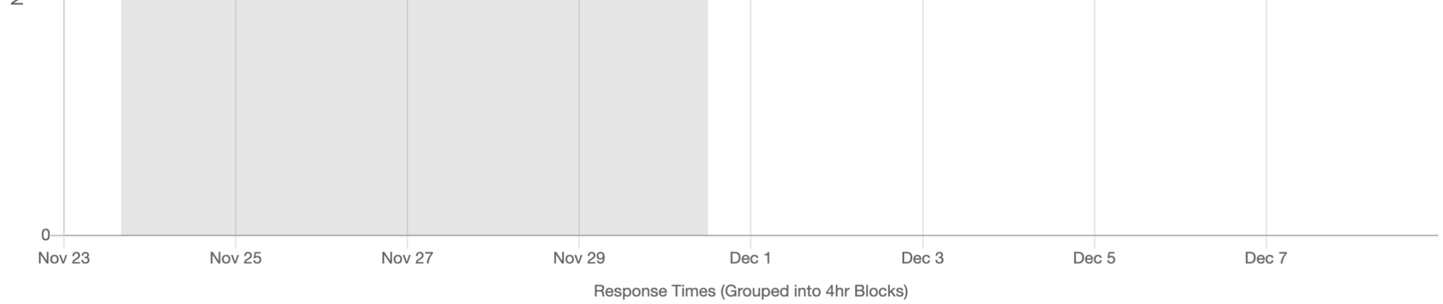

Show comment-less responses **Expand all responses**

Response ID 805024 | Submitted Nov. 29, 2020, 1:21 p.m. (view full response)

Course Strengths:
very interesting material

Response ID 784789 | Submitted Nov. 23, 2020, 7:50 p.m. (view full response)

Course Strengths:
the discussions when most people participate

Course Weaknesses:
difficult to continue discussions when not everyone participates, or they do so very late in the week

Improvements to be Made:
I believe that the discussions could be done differently, and have seen this done in other courses. For example, rotating roles with someone facilitating and another recording or summarizing at the end of the week, or something similar in terms of accountability.

- Metrics
- Quick Stats
- Question Responses
- Comments

Preview

Below is provided an example of what students will see when they log in to complete their survey for this course.

If you find any issues with the survey below, please contact your evaluate administrator.

Show Preview